

NO BAGS GUIDE


OPTION 1:

USE & DISPOSE OF BAGS



1. Container Placement:

Always pair containers together (Recycling next to Trash)



2. Line Containers with Color-Coded Bags:

Clear - Recycling

Black- Trash



3. Collect Bagged Recycling and Transport to Dumpster.



4. Open Recycling Bags and Empty Contents into Dumpster.

(DO NOT INCLUDE BAGS)



5. Dispose of Empty Bag in Trash.



MILLENNIUM
RECYCLING INC

www.millenniumrecycling.com

NO BAGS GUIDE

OPTION 2:

USE, RE-USE, & REPLACE BAGS



1. Container Placement:


Always pair containers together (Recycling next to Trash)



2. Line Containers with Color-Coded Bags:

Clear - Recycling

Black- Trash



3. Dump Contents of Recycling Bin into Recycling Cart, Keep Liner.

- If the liner is dirty, dispose of it in Trash and replace it.
- If the liner is clean, keep it in the Recycling bin.



4. Empty Recycling Cart Contents Loose into Recycling Dumpster.

(DO NOT BAG MATERIAL)



MILLENNIUM
RECYCLING INC

www.millenniumrecycling.com


NO BAGS GUIDE

OPTION 3: USE PAPER BAGS



1. Container Placement:


Always pair containers together (Recycling next to Trash)



2. Line Containers with Bags:

Paper Bags- Recycling

Plastic Bags- Trash



3. Collect Bagged Recycling and Transport to Dumpster.

Do not close paper bags (need material to stay loose).



4. Dump Paper Bags into Recycling Dumpster. (NO PLASTIC BAGS)



MILLENNIUM
RECYCLING INC

www.millenniumrecycling.com